

Padel Tennis Lighting



FTS

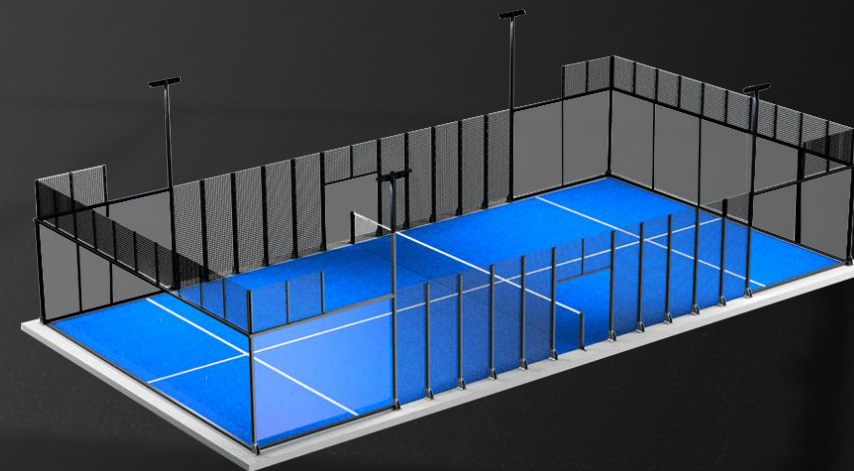
FORWARD THINKING SOLUTIONS

- Higher uniformity, increase light utilization rate.
- 4x 230W up to 300lx average illumination.
- 4x 320W up to 500lx average illumination.
- Superior glare control.
- Horizontal installation, No need to adjust the angle.



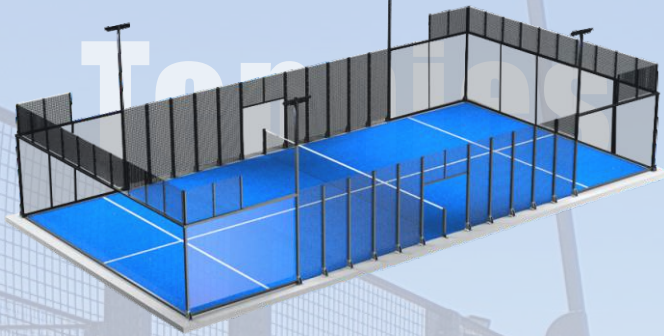
M17B.L

Linear Modular Floodlight



IDEAL
SOLUTION

Padel

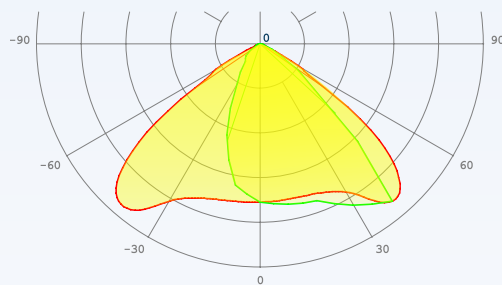


Planning data

Principal area: 20mx10m
 Grid points: 13x7 = 91 pt
 Maintenance factor: 0.9



Professional optical

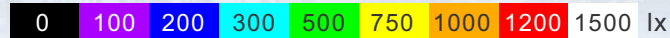



100° x 60° Asy

➤ 4x150W, Eav: 244 Lux

u0: 0.83

Class III / 200 Lux
Outdoor




Poles:	4 x mast, H: 6 m
Eav:	244 Lux
Emin:	202 Lux
Emax:	286 Lux
u0:	0.83
GRmax:	28
Lamps:	4 x M17B150L-100x60
Beam Angle:	100°x60° Asymmetric
Total Power:	595.2 W
Total Luminaire:	97,371 lm

➤ 4x230W, Eav: 354 Lux

u0: 0.82

Class II / 300 Lux
Outdoor




Poles:	4 x mast, H: 6 m
Eav:	354 Lux
Emin:	290 Lux
Emax:	427 Lux
u0:	0.82
GRmax:	29
Lamps:	4 x M17B230L-100x60
Beam Angle:	100°x60° Asymmetric
Total Power:	900.6 W
Total Luminaire:	141,380 lm

➤ 4x320W, Eav: 507 Lux

u0: 0.84

Class I / 500 Lux
Outdoor



Poles:	4 x mast, H: 6 m
Eav:	507 Lux
Emin:	427 Lux
Emax:	599 Lux
u0:	0.84
GRmax:	29
Lamps:	4 x M17B320L-100x60
Beam Angle:	100°x60° Asymmetric
Total Power:	1263.6 W
Total Luminaire:	197,386 lm